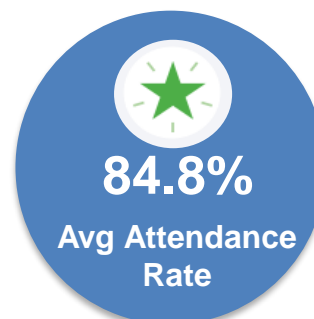


# The State of Summer

## *Preliminary Findings from the 2016 Boston Summer Learning Community*

The Boston Summer Learning Community is a diverse citywide network of summer learning programs that are unified in their commitment to closing the opportunity gap, implementing shared measures, and getting better together. Managed by Boston After School & Beyond (BASB) and Boston Public Schools (BPS), this award-winning collaboration has dramatically increased the reach and scale of summer learning throughout Boston.



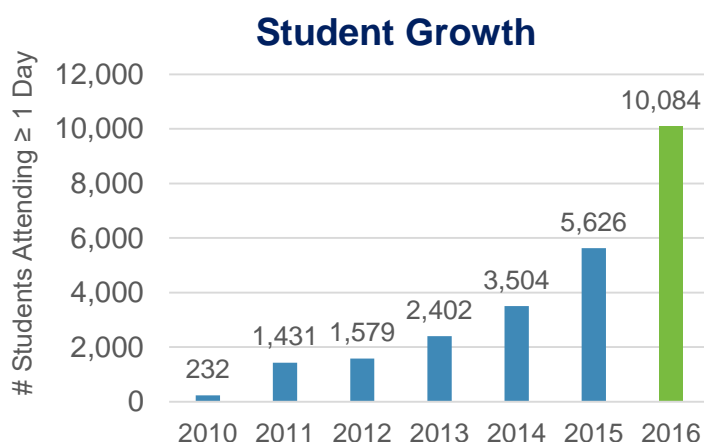
In July 2015, Mayor Martin J. Walsh and Superintendent Tommy Chang issued a joint challenge for the city: enrolling 10,000 children in 100 summer learning programs by 2017. Driven by BASB's enhanced recruitment efforts, the city exceeded that goal one year ahead of schedule.

Members of this network collaborate on the following activities:

- collecting student enrollment and attendance data
- measuring program performance
- improving key social-emotional skills
- learning together year round



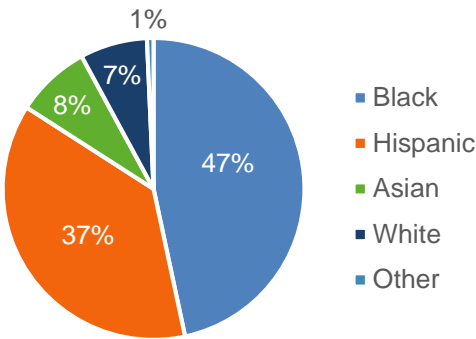
Mayor Walsh and Superintendent Chang announce bold summer learning goal at Sportsmen's Tennis in July 2015.



# Student Demographics

Students in the Boston Summer Learning Community reflect the demographics of the Boston Public Schools — a district serving 86% students of color.

Gender	50% male 50% female
ELL	24% current ELL
Grades	K1 – 12 <sup>th</sup>



\*Based on 3,119 students (31% of BSLC population) for whom demographic data could be obtained.

# Program Characteristics

From the Harbor Islands to the Blue Hills, at colleges, workplaces, and neighborhood organizations in between, the Boston Summer Learning Community proves that novel spaces and places should be a part of every young person’s educational experience. Despite a wide diversity of program models, all Boston Summer Learning Community partners share the same goals and measures.

**59 students**

Avg Program Size  
(range: 8 - 783)

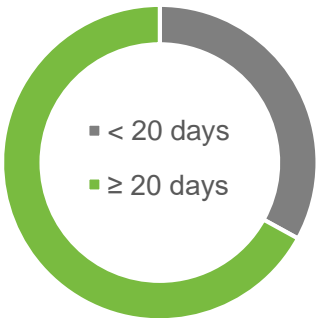
**6.5 weeks**

Avg Program Duration  
(range: 1 - 10)

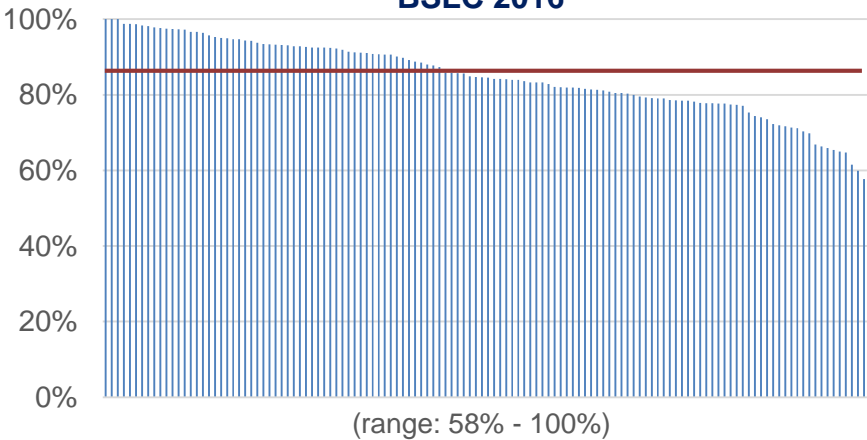
**46% of sites**

New to the Boston Summer Learning Community  
In 2016

**60% of Students**  
Attended 20 days or more  
of their Summer Program



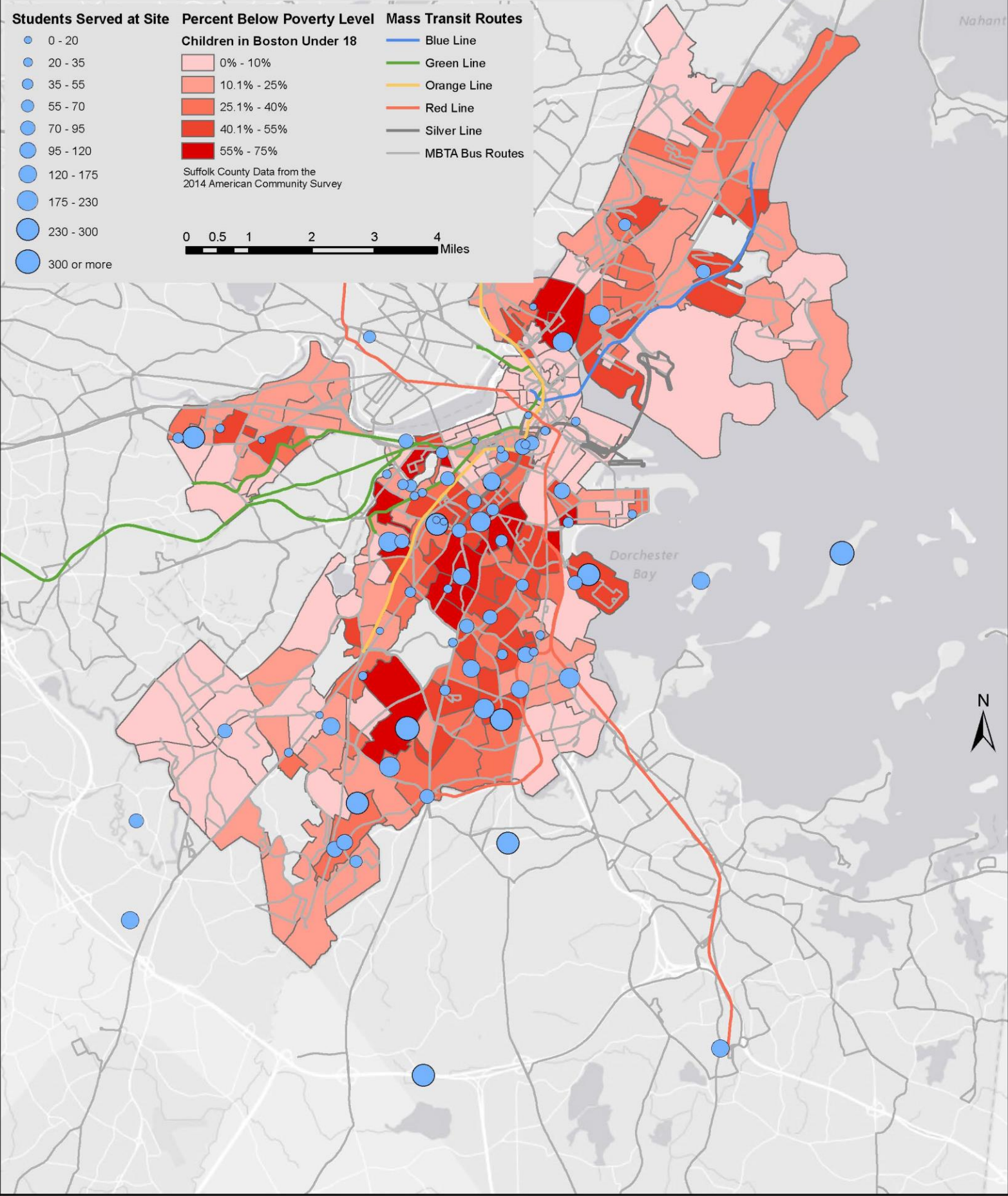
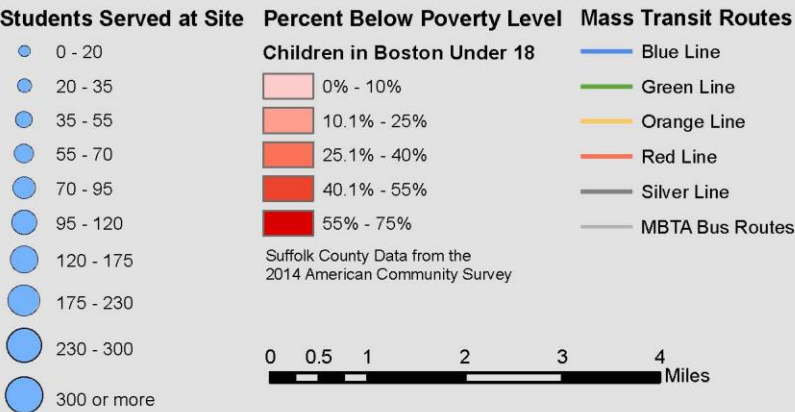
Average Rate of Attendance by Program, BSLC 2016



From this work, BASB is beginning to understand neighborhood trends and identify gaps in access. Page 3 shows the locations of all Boston Summer Learning Community sites, laid over census tract data on child poverty. A full list of program partners can be found on Page 8.

# Students Served At 2016 BSLC Site Locations


The 2016 BSLC (Boston Summer Learning Community) is a cohort of 127 Boston-based summer programs serving 10,084 youth.






# The Research Base

In addition to expanding innovative models of learning, Boston is contributing to the growing knowledge base on out-of-school time (OST). Nationally, Boston's programs are part of the largest, most rigorous study to date on summer learning, commissioned by the Wallace Foundation and studied by the RAND Corporation.




2011



2013



2014

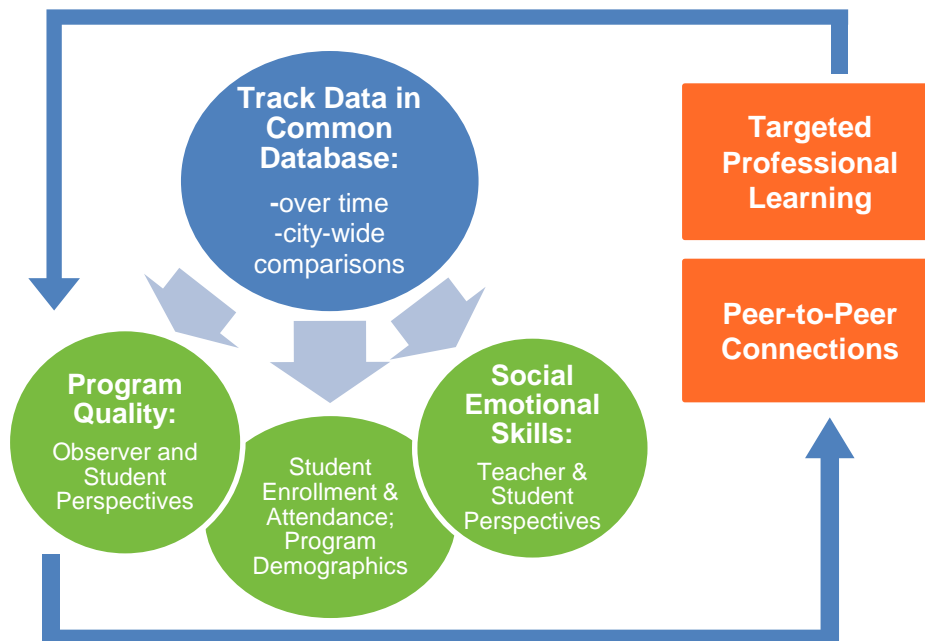


2016

The latest in a series of reports, *Learning from Summer*, shows that students who attend summer learning programs at high rates outperformed the control group in math, reading, and social-emotional skills. Importantly, these statistically significant advantages persist over the course of the school year. Locally, BASB is connecting the dots with research partners the PEAR Institute and the National Institute on Out-of-School Time (NIOS). Local data findings indicate that programs continue to maintain high levels of quality and produce meaningful gains in students' skills, even as the network expands.

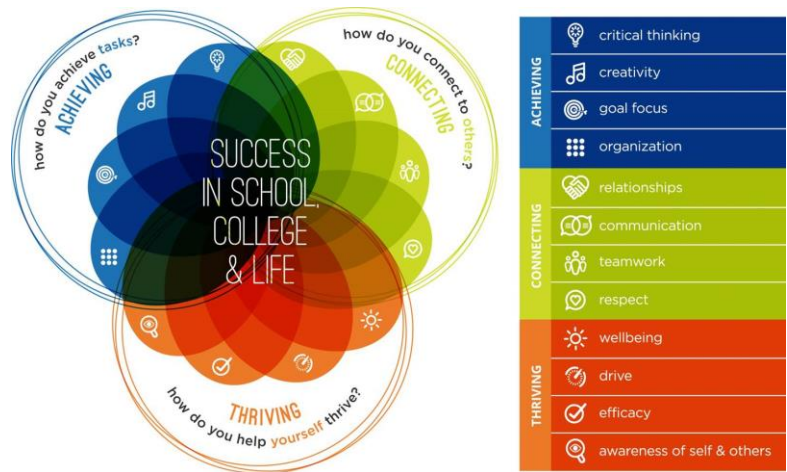
## Measuring What Counts

Common measures allow programs to collectively prove and improve their approach. Armed with robust citywide data, the Boston Summer Learning Community convenes year round, using training and coaching to learn from data findings, share best practices, and pursue continuous improvement for the ensuing year. A subset of these programs also participate in the Superintendent's 5<sup>th</sup> Quarter Initiative — an effort to align summer learning to school-year priorities and to strengthen college and career readiness skills.

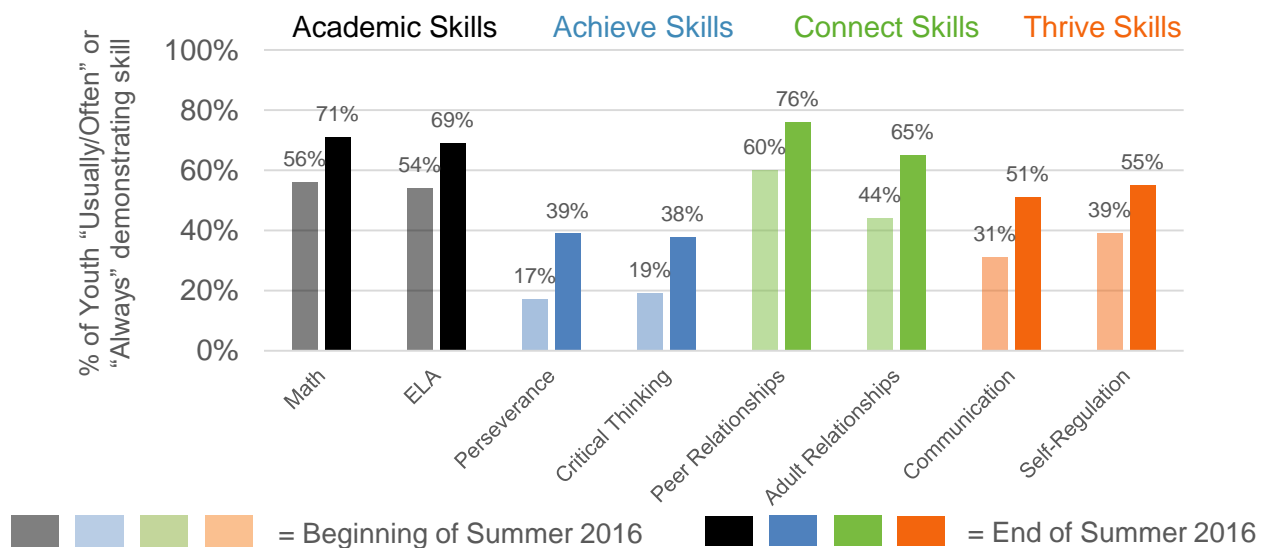


# Skills for School, College, and Career Success

Developed in 2010, The Achieve, Connect, Thrive (ACT) Skills Framework unites Boston's OST field around a common youth agenda. A growing body of evidence points to the importance of these skills for academic and college success, workforce readiness, social relationships, and work habits. In the coming year, BASB intends to revise the ACT Framework so that it aligns to the latest research in youth development and social-emotional learning.

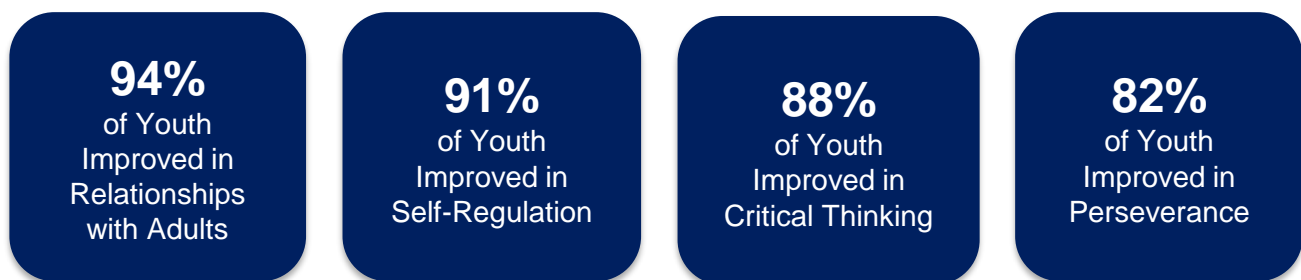


**In 2016, youth achieved statistically significant gains in Math, English Language Arts, and all 6 measured ACT skills.**



(p<0.01, as reported by teachers on NIOST/DESE's SAYO T)

**The majority of youth also self-reported improvements in key ACT skills.**

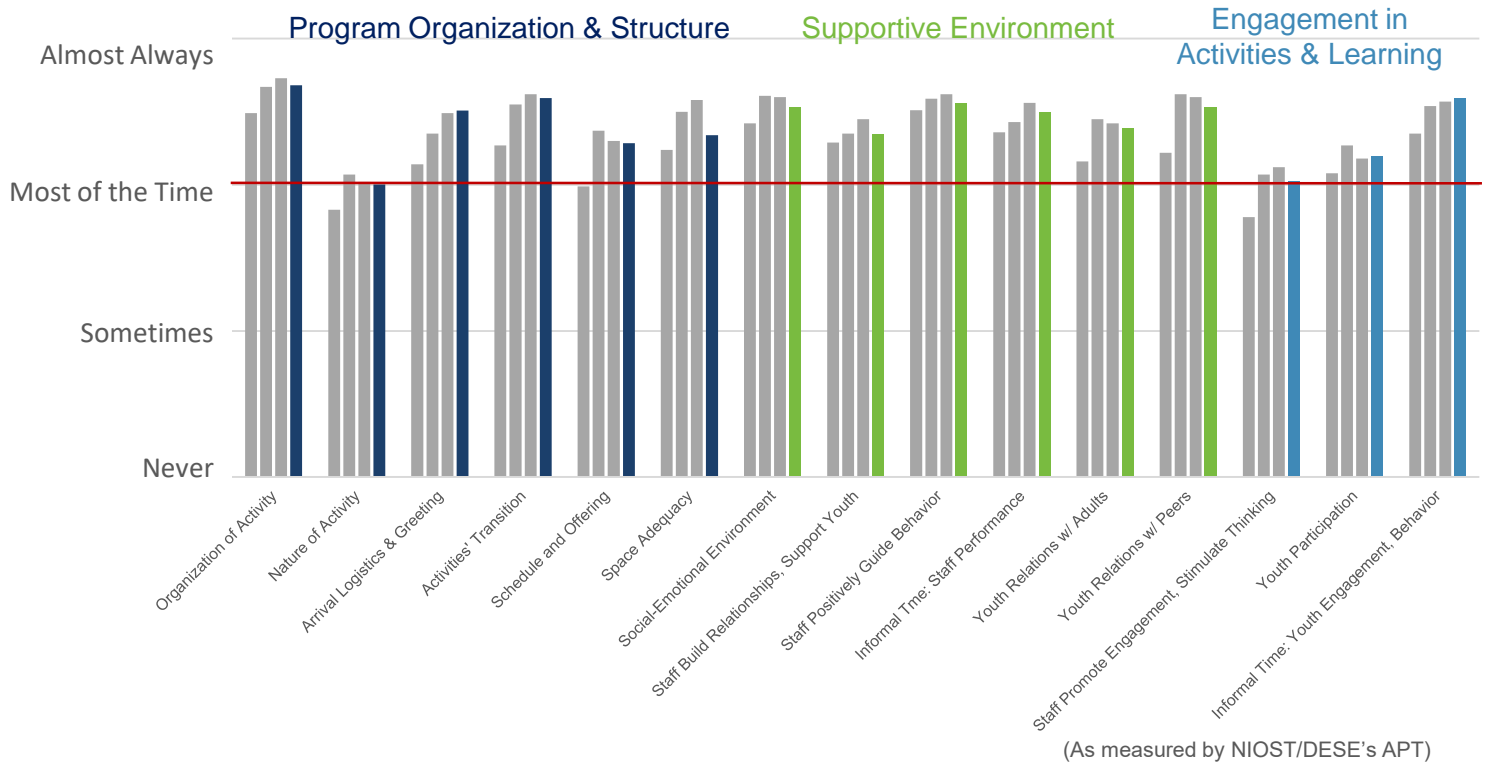


(p<0.01, as measured by PEAR's HSA)

# Program Performance

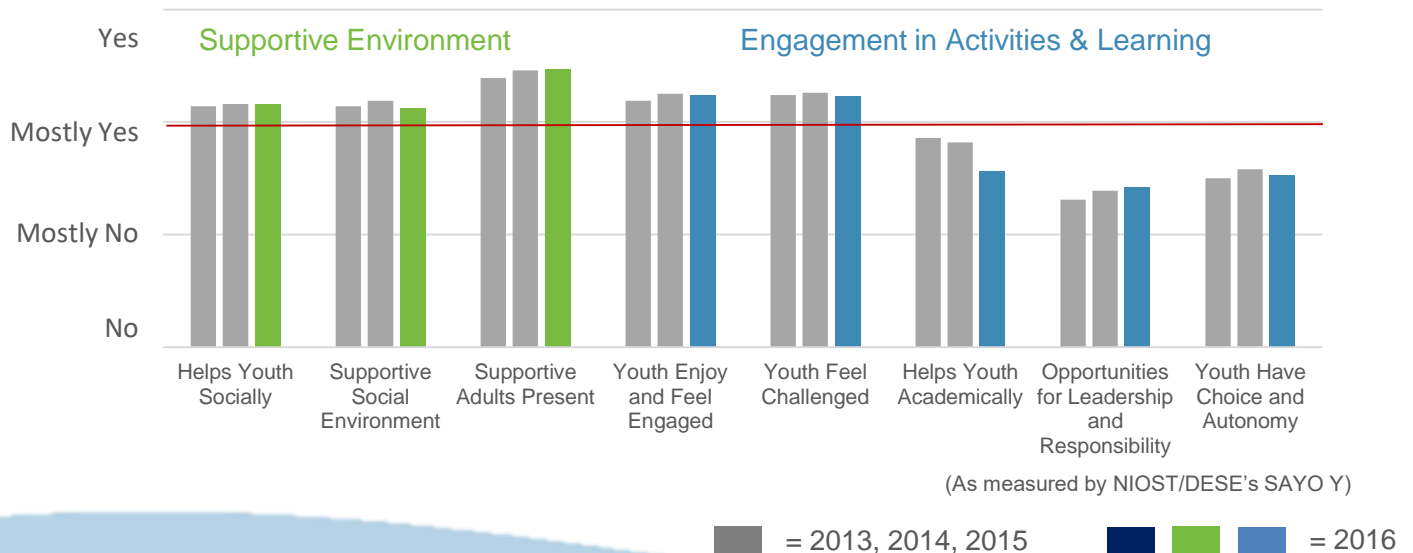
The Boston Summer Learning Community measures program performance from two perspectives: external observer and youth. From the external observer perspective, on average the BSLC met or exceeded the benchmark in all areas of program quality in 2016, with rates comparable to previous years.

## External Observer Perspective



Youth rated programs very similarly on aspects of program quality in Summer 2016 as compared to the previous two summers. The BSLC maintained program strengths from one year to the next; yet data trends still point to areas for future growth.

## Youth Perspective



## Changing the Public Discourse

Building on the successes of the Boston Summer Learning Community, BASB and its partners are working to scale this approach across the Commonwealth. House Bill 4033, *An Act to increase access to high quality summer learning opportunities*, would expand research-based summer learning partnerships through a proven cost-sharing model. Sponsored by Co-Chair Alice Peisch, the bill was reported favorably out of the Joint Committee on Education in March, and continues to unify communities and policymakers across the state.



Boston Mayor Walsh, Worcester Mayor Petty, Salem Mayor Driscoll, New Bedford Superintendent Durkin, Paul Reville, James Morton, Elizabeth Pauley, and Toni Wiley testify in support of H.4033 in March 2016.



BASB's Chris Smith joins New Bedford Representative Robert Koczera and Whaling Museum President James Russell in June 2016. Cities like New Bedford, Salem, and Worcester have emerged as strong allies for the bill.

The Boston Summer Learning Community has garnered a considerable amount of local and national attention this past year. Below is a sampling of press clips since May 2016.

**The Washington Post**

**YOUTH** today

The CHRISTIAN SCIENCE  
**MONITOR**

**CommonWealth**

**CBS Boston**

**EDUCATION WEEK**

**The Boston Globe**

"New Evidence that Summer Programs Can Make a Difference for Poor Children" (9/7/16)

"Longer Summer Programs, Consistent Participation Needed for Learning Gap, New Report Advises" (9/7/16)

"The Boston Summer School Students Reach by Ferry – Not Bus" (8/1/16)

"Make Summer Learning a Public Priority" (7/5/16)

"Eye On Education: Teachers Offer Tips To Promote Learning, Avoid 'Summer Slide'" (6/20/16)

"How One City is Working to Make Learning Count Outside of School" (6/17/16)

"Boston Doubles Summer Learning Programs for Children" (5/5/16)

# 2016 Boston Summer Learning Community

826 Boston, with American Repertory Theater  
ACEDONE

Achieve

Action for Boston Community Development

Alliance for Inclusion and Prevention

America SCORES Boston

Artists for Humanity

Benjamin Franklin Institute of Technology

Berklee College of Music, City Music Boston

Bethel Math and Science Scholars

Boston Area Health Education Center, Boston Public

Health Commission

Boston Centers for Youth & Families

Boston Chinatown Neighborhood Center

Boston Private Industry Council

Boston Public Schools

Boston University, Upward Bound

Boys and Girls Clubs of Boston

Breakthrough Greater Boston

Brigham and Women's Hospital/CCHHE, Summer

Science Academy

Building Educated Leaders for Life (BELL)

Camp Harbor View

Community Music Center of Boston

Courageous Sailing

Crossroads

DotHouse Health Center

Dudley Street Neighborhood Charter School, with BPE

For Kids Only Afterschool

Freedom House

Generation Teach, Inc.

Hale Reservation

Health Resources in Action, The LEAH Project  
HOME, Inc.

Horizons at Dedham Country Day School

Imagine That

Inquilinos Boricuas en Acción

Leahy Holloran Community Center

Let's Get Ready

Mass Audubon's Boston Nature Center

Massachusetts College of Art and Design, Artward

Bound

MathPOWER

Mattahunt Community Center

Neighborhood Network Center, Inc

New England Aquarium

North Bennet Street School

Perry K-8 School

Phillips Brooks House Association

Playworks

Project RISE

Sociedad Latina

Sportsmen's Tennis & Enrichment Center

St. Stephen's Youth Programs

Suffolk University

The Steppingstone Foundation

Thompson Island Outward Bound

Tierney Learning Center

UMass Boston

VietAid

Wentworth Institute of Technology

Wheelock College

World Ocean School

YMCA of Greater Boston

Zoo New England

## Thank you to our funders and partners:

