

Strengthening Instruction: Providing Constructive Feedback to Teaching Staff

Boston After School & Beyond
May 28, 2015

+ Objectives

- Examine the importance and characteristics of effective feedback
- Investigate how to use core actions to focus on instructional practices
- Reflect on your role in providing feedback to staff



+ Agenda

- Overview and introductions
- Setting the Stage
- Core Actions
- Characteristics of Effective Feedback
- Putting Feedback into Practice
- Reflection



Bill Gates:

Teachers Need Real Feedback





What are highlights for you?

Turn and Talk

Core Actions

+ Developed by achievethecore.org and Student Achievement Partners

Supports teachers in the transition to the CCSS

Provides a focus to support effective instructional practices



Work in groups of 3.

Each person reads either ELA, Math
or Science Core Actions.

Share:

What connections do you see across
different content areas?





ELA Core Actions.

Core Action 1: Focus each lesson on high quality text (or multiple texts).

1A. A majority of the lesson is spent listening to, reading, writing, or speaking about text(s).

Core Action 2: Employ questions and tasks, both oral and written that are text specific and reflect the standards.

2B. Questions and tasks address require students to use details from text to demonstrate understanding and to support their ideas about the text. These ideas are expressed through both written and spoken responses.

Core Action 3: Provide all students with opportunities to engage in the work of the lesson

3C. The teacher creates the conditions for student conversations and plans tasks where students develop critical thinking skills.



Science Core Actions

CORE ACTION 1: Develop disciplinary literacy in science by employing the MCF/NGSS (Next Generation Science Standards) science and engineering *practices* during each lesson to develop understanding of *disciplinary core ideas*.

1A. Creates the conditions for learning Science and provides all students regular opportunities to engage in each of the science and engineering practices during every unit.

1B. Plan lessons that use a variety of instructional strategies to promote student engagement and perseverance.

CORE ACTION 2: Develop disciplinary literacy in science by employing lessons focused on high quality texts, as well as questions, tasks, and dialogues that are evidence based.

2B: Provides opportunities for students to conduct research, drawing appropriate and sufficient evidence from informational texts, observational studies, investigations, and design solutions, to justify arguments and develop explanations.



Video



One partner will choose to focus on ELA, one on Science

Record evidence of the core action indicators.

What evidence of core actions did you observe in the video?



Math Core Actions

Core Action 2: Employ instructional practices provide opportunities for all students to master the content of the lesson.

2C. The teacher strengthens all students' understanding of the content by sharing a variety of in students' representations and solution methods.

Core Action 3: Employ instructional practices that support disciplinary literacy by providing students opportunities to exhibit mathematical practices in connection with the content of the lesson.

3A. The teacher poses high quality questions and problems that prompt students to share their developing thinking about the content of the lesson.

3D The teacher creates the conditions for student conversations where students talk about each other's thinking.

Number Talk



- Some people will participate in a Number Talk.

- Some people will note evidence of core action indicators.





Number Talk Protocol



1. Facilitator provides the problem.
2. Facilitator provides opportunity for participants to solve problem mentally.
3. Participants provide a visual cue when they are ready with a solution. Participants can signal if they have solved it in more than one way too.
4. Facilitator calls for answers. S/he collects all answers- correct and incorrect- and records answers.
5. Participants share strategies and justifications with peers



What evidence of math core actions did you notice?



In what ways can core actions be useful tools for providing feedback?



Feedback

Read “Seven Keys to Effective Feedback”

+ by Grant Wiggins

Pages 1-4

Use the 4As strategy.



What is something you aspire
+ to/want to act upon from the
article?

Providing for effective feedback

1 Watch video and take notes on evidence of core actions

+ 2. Reflect on evidence of core action indicators, including strengths and areas for growth.

3. Plan for feedback.

4. Role Play your feedback with a partner.



Video



Consider evidence of math core action indicators.

Providing Feedback



1. Reflect on evidence of core action indicators


2. Plan for feedback

3. Role Play your feedback with a partner



Reflection:

What is something you want to be sure to implement in your program?





THANK YOU